

Data Section

# Corporate Overview and Stock Information

## Holdings Structure

At the Tokyu Fudosan Holdings Group, we operate seven businesses: Urban Development, Residential, Property Management, Real Estate Agents, Wellness, Tokyu Hands, and Innovation Business. Leading roles are played by six core operating companies under Tokyu Fudosan Holdings Corporation as the holding company. They are TOKYU LAND CORPORATION, TOKYU COMMUNITY CORP., TOKYU LIVABLE, INC., TOKYU HANDS INC., Tokyu Housing Lease Corporation, and NATIONAL STUDENTS INFORMATION CENTER CO., LTD.

	TOKYU COMMUNITY CORP.			Tokyu Housing Lease	
TOKYU LAND CORPORATION	TOKYU COMMUNITY CORP.	TOKYU LIVABLE, INC.	TOKYU HANDS, INC.	Tokyu Housing Lease Corporation	NATIONAL STUDENTS INFORMATION CENTER CO., LTD.
TOKYU SPORTS OASIS Inc. ISHIKATSU EXTERIOR INC. EWEL, Inc. TLC REIT Management Inc. Tokyu Land Capital Management Inc. TOKYU LAND SC MANAGEMENT CORPORATION Tokyu Resorts & Stays Co., Ltd. Tokyu Resort Corporation TOKYU E-LIFE DESIGN Inc. Pacific Islands Development Corporation PT. Tokyu Land Indonesia Tokyu Land US Corporation TOKYU LAND CORPORATION (SHANGHAI) LTD. Tokyu Land Asia Pte. Ltd. and others	COMMUNITY ONE CO., LTD. MARIMO COMMUNITY CO., LTD TOKYU BLDG. MAINTENANCE SHONAN COMMUNITY DAI-ICHI Building Service Inc. YOGA DISTRICT HEATING AND COOLING CO., LTD. TC FORUM CORP. INFIELD INC. Tokyu Re·design Corporation HOC PARTNERS PFI Co., Ltd. PT. Tokyu Property Management Indonesia TOKYU PM VIETNAM NOZOMI RESIDENTIAL MANAGEMENT	Tokyu Livable Staff Corporation Livable Asset Management Inc. TOKYU LIVABLE (TAIWAN), INC. Tokyu Livable US, Inc. Tokyu Livable Texas Investment Advisors, LLC	HANDS LAB INC. TOKYU HANDS SINGAPORE PTE. LTD.	Tokyu Corporate Housing Management Inc. Residential Partners K.K.	SIGMA JAPAN CO., LTD. HOKUWA CONSTRUCTION, INC
Segment					
Urban Development	Property Management	Real Estate Agents	Tokyu Hands	Urban Development	Urban Development
Residential	Urban Development	Urban Development			
Wellness					
Innovation Business					

(As of July 1, 2020)

## Corporate Overview

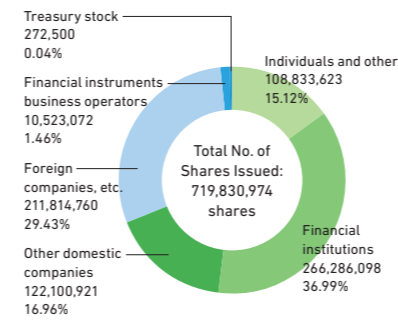
<b>Corporate name</b>	Tokyu Fudosan Holdings Corporation	<b>Business activities</b>	Management and administration of the Tokyu Fudosan Holdings Group
<b>Address</b>	1-21-1 Dogenzaka, Shibuya-ku, Tokyo 150-0043, Japan	<b>Established</b>	October 1, 2013
<b>Representative</b>	Hironori Nishikawa, President and Representative Director	<b>Capital</b>	¥77,562 million (As of March 31, 2020)
		<b>Employees</b>	67 (consolidated: 22,953) (As of March 31, 2020)

## Stock Information (As of March 31, 2020)

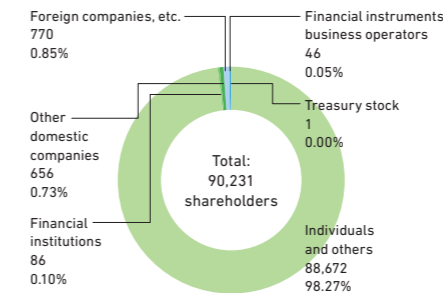
<b>Listed stock market</b>	Tokyo Stock Exchange	<b>( Shareholder registry administrator )</b>	Sumitomo Mitsui Trust Bank, Limited 1-4-1 Marunouchi, Chiyoda-ku, Tokyo, 100-8233, Japan
<b>Securities code</b>	3289	<b>( Mailing address )</b>	Sumitomo Mitsui Trust Bank, Limited Stock Transfer Agency 2-8-4 Izumi, Suginami-ku, Tokyo, 168-0063, Japan
<b>Share trading unit</b>	100 shares	<b>( Website URL )</b>	https://www.smtb.jp/tools/english
<b>Shares authorized to be issued by the Company</b>	2,400,000,000 shares		
<b>Shares issued</b>	719,830,974 shares		
<b>Fiscal year</b>	April 1 to March 31 of the following year		
<b>Ordinary General Meeting of Shareholders</b>	June each year		
<b>Shareholders' record date</b>	<ul style="list-style-type: none"> <li>• Ordinary General Meeting of Shareholders: March 31</li> <li>• Dividends: March 31</li> <li>• Interim dividend: September 30</li> <li>• Other: Certain days for which prior notice is provided.</li> </ul>		

## Shareholder Composition (As of March 31, 2020)

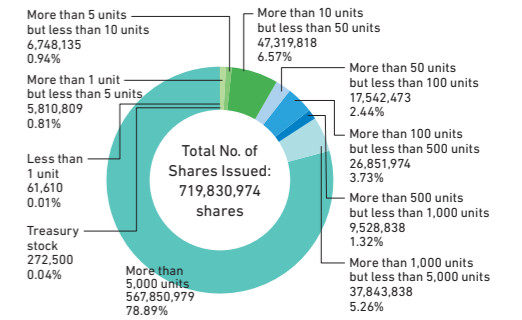
Breakdown of Shares by Shareholder



Breakdown of the Number of Shareholders



Distribution of Stock by the Size of Holdings



## Major Shareholders

Name	Number of Shares Held (thousands)	Percentage of Shares Held*
TOKYU CORPORATION	114,379	15.90%
The Master Trust Bank of Japan Ltd. (Trust Account)	60,437	8.40%
Japan Trustee Services Bank Ltd. (Trust Account)	60,008	8.34%
Sumitomo Mitsui Trust Bank, Limited	16,008	2.22%
The Dai-ichi Life Insurance Company, Limited	14,918	2.07%
SSBTC CLIENT OMNIBUS ACCOUNT	12,524	1.74%
Japan Trustee Services Bank Ltd. (Trust Account 7)	11,697	1.63%
Japan Trustee Services Bank Ltd. (Trust Account 5)	10,919	1.52%
JP MORGAN CHASE BANK 385151	10,612	1.47%
STANDARD LIFE ASSURANCE LIMITED-PENSION FUNDS	9,250	1.29%

\* The percentage of shares held is calculated after deducting 272,500 of treasury stock.